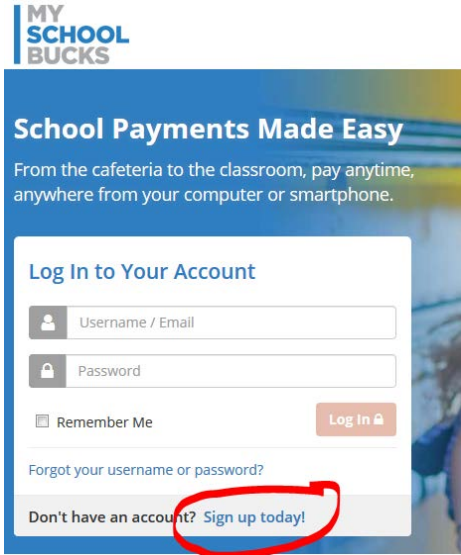


# Log on to [myschoolbucks.com](https://myschoolbucks.com)

## Step 1: Click on **Sign Up Today**:



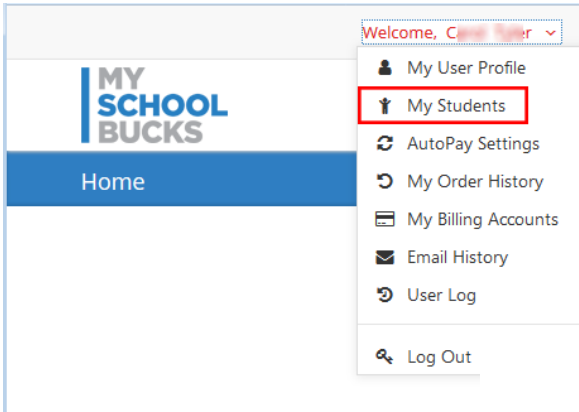
Make sure you select New Hampshire and HBCOOP-Hollis Brookline School District

## Sign Up

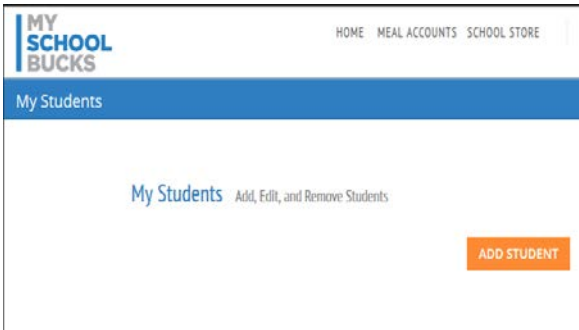
Search for your district by state or province

Complete the rest of the profile information

## Step 2: From the Welcome menu, Click on **My Students**:



## Step 3: Click on **Add Student**



## Add Student

To add a student to your account please enter their name and identifying information.

HBCOOP-Hollis-Brookline School District

A school is required

Don't have your child's student ID?

You will need your child's Student ID number

Click on Find Student

You can now access the products for your child.